

In Motion Checkweighers

For verifying product weight and completeness



Minebea Intec offers a wide range of checkweighers to suit your individual requirements in terms of accuracy, throughput, hygienic design, regulation compliance and cost.

We make daily life safer

Minebea Intec provides products, solutions and services to the industry for increasing the reliability, safety and efficiency of production and packaging lines. This we give evidence through our promise to our customers and consumers: 'We make daily life safer.'

Our core market position, that of a leading global product and solution provider together with our aim to set strong standards in all areas of our business, are both reflected in our company motto: 'The true measure'.

We have more than 147 years experience in supporting the industry to ensure that manufactured goods have the right quality and do not contain any foreign bodies. Our ability to do this is based on the 'German Quality' of our products and services combined with our continuous investment in developing leading technology. As a result, tens of thousands of customers put their trust in our company, having allowed us to supply them with millions of products and solutions during our long history.

Via our world-wide presence, we stand beside our customers around the globe and through the whole life cycle of our products and solutions; from assistance with selecting the right equipment, design-in support, installation & calibration and maintenance & repair services, up to realising equipment upgrades and refurbishments and providing user trainings.

Our products and solutions make an important contribution in the following industries:





- Minebea Intec Sales - Service
- Minebea Intec Production - Sales - Service
- Distribution Partners (size refers to amount of Partners)
- up to 5 ○ up to 20 ○ above 20

The MinebeaMitsumi group

The MinebeaMitsumi group is a global precision electromechanical components manufacturer, providing products for various industries. Minebea was founded in 1951 in Japan, Mitsumi in 1954 and today has more than 78,000 employees as well as production and sales & service facilities in 16 countries around the globe. For many products, the MinebeaMitsumi group is No. 1 in terms of its global market share.

Introduction

In motion checkweighers are used in a wide variety of applications in the food and other industries for verifying product weight or completeness. Depending on the application, the requirements in terms of accuracy, throughput, hygienic design and compliance with legal and industry regulations, can be very diverse. At the same time, a checkweigher needs to be able to handle fast and frequent change of line configurations and products.

The performance and functionality therefore not only needs to be in line with your present requirements; making sure you do not pay for functionality you do not need but at the same time a checkweigher needs to offer flexibility for meeting future requirements ensuring a secure investment.

Minebea Intec offers a wide range of in motion checkweighers, each configurable to suit your individual requirements. Or, when your requirements are very special, we can even custom engineer or design a checkweigher for you. All Minebea Intec checkweighers are able to handle a large variety of products and packaging. Specifically the latest addition to our portfolio, Flexus®, offers extreme flexibility even after you have installed it in your production or packaging line.

Although our range of checkweighers is very wide and they all have the following in common

- Intuitive and multilingual operator interface. Products can be set up or adjusted fast and error-free by line operators without requiring special training or knowledge and without the involvement of an engineer. This ensures maximum uptime and productivity
- Quick and tool-less belt release for ensuring minimum down time when cleaning or changing belts
- A wide variety of available interfaces allows an easy integration into data networks
- Optional trend control function for optimizing filling processes and reducing expensive product give-away
- Highly accurate weighing ensuring you comply with legal and other requirements while at the same time avoiding false rejects and thus saving money
- German Quality combined with 45 years of experience in designing, building and servicing checkweighers, guarantee you a reliable operation and long life time making the investment in a Minebea Intec checkweigher a secure one

Always the right solution for each of these applications:



Weighing



Classification



'Minebea Intec checkweighers are a secure investment as they can be adapted to changing requirements and conditions.'

In-line checkweighers

With the Econus®, Synus®, Flexus® and EWK CD VV, we offer a complete product portfolio in this segment, covering a product throughput of up to 600 pcs. per minute. Each of the checkweighers feature a durable and sturdy mechanical construction with sufficient mass to ensure weighing accuracy and repeatability at the highest speeds.

Flexus®

Flexus® combines hygienic design with flexibility and maximum performance. It was engineered in accordance with the strict hygienic requirements for packaged foods. With its wide range of configuration options, it meets practically any requirement. Further features include:

- Optional weights & measures approval
- EMFC high-resolution weigh cell technology, combining maximum throughput with maximum precision
- Optimised standard configurations for versatile applications
- Can be combined with Vistus® metal detectors
- Minimum machine weight: approx. 260 kg, depending on configuration



Hygienic Design



EMFC Technology



To learn more about Flexus®, scan the QR code and watch the video

www.minebea-intec.com/en/videos/flexus

Easily adjustable through intelligent design

Packaging lines and the critical control points they contain, need to accommodate fast and easy switching between products and changing line configurations. Flexus® makes this possible with minimum effort:

- The upper frame construction allows simple mounting of additional modules
- The width of the conveyor belts can easily be altered for different product sizes
- Always at the right level: the transport height can be varied using the adjustable feet



Flexus®


Flexus® was developed in accordance with the strict hygienic guidelines for packaged food



Also available as Flexus® Highspeed for extremely high process speeds up to 2.6 m/s



Quick release of weighing and transportation belts without the use of tools



The open frame, without any hollow parts, enables quick inspection and easy cleaning



Rounded edges, minimal horizontal and contact surfaces between screwed parts reduce contamination and cleaning times



Easy inspection and cleaning through increased floor clearance and reduced floor contact



We develop our products based on a wide range of hygienic design guidelines.

In-line checkweighers

Econus®

Econus® is the ideal economic solution for non-approved weighing applications, completeness checks and for optimizing filling processes. Furthermore it offers extreme operator friendliness and through its open tubular construction, easy inspection and cleaning. Further features include:

- Maximum throughput of 120 pcs. per minute
- Integrated learn function allowing an easy and fast product change by line operators without the involvement of an engineer
- IP54 protection class, IP65 available as an option
- Weight: approx. 120 kg (depending on configuration)



Econus®

Synus®

With its modular and configurable design, Synus® can cover numerous applications including those requiring Weight & Measures approvals. Further features include:

- EMFC high-resolution weighcell technology offering a high throughput combined with maximum accuracy
- Maximum throughput of 250 pcs. per minute
- Optimized standard configurations for versatile applications
- Possibility for integrating a Vistus® metal detector, even after initial installation
- Adjustable conveyor height, allowing you to adapt the checkweigher to changing situations due to balcony construction
- Weight: approx. 250 kg (depending on configuration)



Synus®



EMFC Technology

EWK CD VV

Fully encased checkweigher for the food industry. Through its IP65 protection class, cleaning with a water hose is no problem at all. Further features include:

- EMFC high-resolution weighcell technology offering a high throughput combined with maximum accuracy
- Optional Weight & Measure approval
- Maximum throughput of 600 pcs. per minute
- Weighing capacity: up to 20 kg
- Optionally available as all-stainless-steel version
- Possibility for integrating a Vistus® metal detector, even after initial installation
- Weight: approx. 320 kg (depending on configuration)



EWK CD VV



Hygienic Design




EMFC Technology

Multi-lane checkweighers for maximum throughput in the smallest of space

Multi-lane systems offer significant space-saving, price and throughput advantages. They furthermore feature:

- Simultaneous checkweighing in 2 to maximal 6 lanes
- All lanes managed by one central user-friendly operator interface
- Throughput up to 600 pieces / minute
- Track related control and rejection



Multi-lane checkweigher



For more information on our checkweighers or for locating our office and partners in your country, please visit www.minebea-intec.com

End-of-line checkweighers

Minebea Intec offers a complete range of high capacity checkweighers for a wide range of applications, including end-of-line completeness checks and weighing of large bags and containers in the construction materials- and chemical industry.

WM module

The WM module is an extremely economical solution for weighing large products. It features:

- Maximum weighing capacity: 120 kg
- Very robust and durable construction
- Wide variety of interface possibilities
- Optionally available as a stainless steel version



WM module

EWK WS 30/60 kg

The EWK is a high accuracy checkweigher, utilizing our renowned EMFC load cell technology. It features:

- Weighing capacity 30 or 60 kg
- High accuracy combined with high throughput
- W&M approval (option)
- Possibility for integrating a Vistus® metal detector, even after initial installation



EWK WS 60 kg



EMFC Technology

Combination units checkweigher/metal detector

Our combination units offer you next to the checkweighing functionality, the reliable detection of metallic foreign bodies through integrated Vistus® metal detection technology. This solution significantly reduces required line space and optimizes user control. Both the checkweigher and metal detector are controlled via one ergonomically designed user interface.



Flexus® Combi with Vistus®

Vistus® metal detectors for optimum consumer protection

Vistus® metal detectors are specifically designed for the food industry. They feature:

- Multi-frequency technology offering premium detection performance
- Fast and easy switching between product batches via extensive product memory
- Via the automatic learn-function, products can be set up or adjusted fast and error-free by line operators without requiring special training or knowledge and without the involvement of an engineer



To learn more about metal detection in general, download our White Paper here!



www.metal-detection.info/en

Configuration options and complementary products

Rejector systems

As part of our checkweigher solutions, we offer a wide range of high-speed rejector systems for guaranteeing a reliable and effective removal from the line in case of a detected weight variance beyond the set tolerance. The rejector systems include among others pushers, blowers, swivel arms and multi-segment separators. Other configuration options include:

- A wide variety of available data interfaces
- Trend control function for optimizing filling processes and reducing expensive product give-away
- User defined access control
- Product guidance systems, e.g. side-grippers
- Covers and wind protectors
- Collection container



SPC@Enterprise

The statistical process control software SPC@Enterprise helps manufacturers to secure product quality, food safety and productivity.

The proven software offers configurable interfaces for recording data from a wide variety of machines, equipment and sensors in the processing or packaging line. It transforms this data into useful information via powerful and comprehensive reporting functionalities, making it possible to react instantly if and when required.



For more detailed information, please visit our website or contact

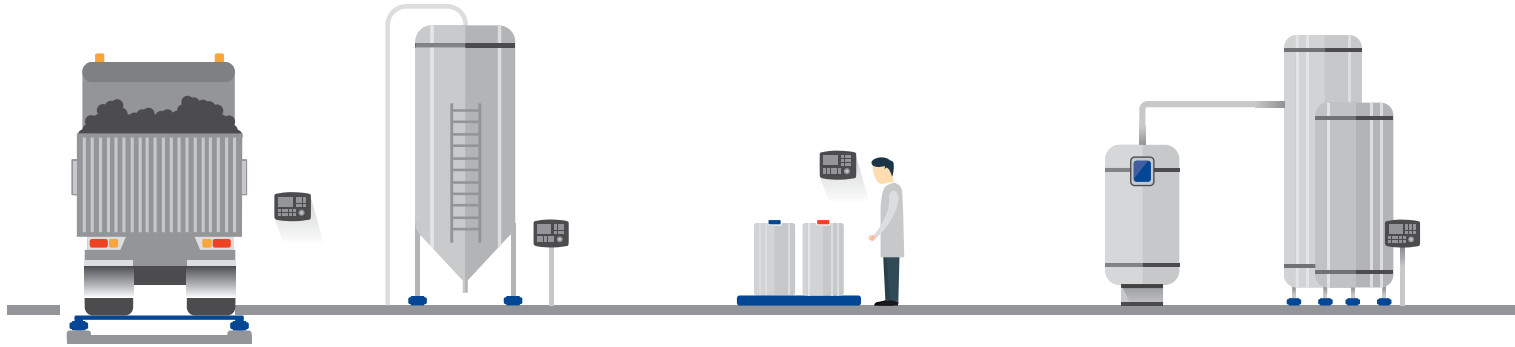
sales.ac@minebea-intec.com

Customer individual solutions

Today's wide variety of different food products, being offered in an even larger variety of cartons, boxes, pouches, bags, trays, sachets and bottles, each have their individual requirements when it comes to product handling and transportation. Although our checkweighers are constructed in such a way that as a standard they already offer extreme flexibility, in some cases in-depth consultancy or bespoke solutions are required. Our in-house Engineering Support services provide both. They listen to your individual requirements based on which they will propose solutions to optimally suit your needs. Our engineering team can also provide you with design-in support for integrating our machines or solutions into your production or packaging line.

Specifically for checkweighing applications, they can run tests with your products, advising you of achievable throughput and accuracy.

Our product portfolio



Acceptance and storage
of loose materials

Incoming goods

Acceptance of
piece goods

Automated production systems

Precise control of delivered
and stored materials

For complete process control



Components and solutions
for truck scales



Silo weighing solutions



Metal detection systems
for loose materials



Floor scales



Dosing solutions




Process container weighing
(standard/digital solutions)



Process container weighing
(hygienic solutions)

We supply industry with products, solutions and services that increase the reliability, safety and efficiency of production and packaging lines. Our portfolio covers all applications from incoming goods inspection right through to goods delivery, including automatic and manual processes as well as filling and packing.



Manual production

Packaging

Outgoing goods

Solutions that ensure accuracy and traceability

Guaranteeing product quality and food safety

Quality assurance of final product



Portioning and checkweighing



Formulation and manual recipe weighing



Metal detection



Checkweighing



X-ray inspection



Filling solutions



Statistical process control



Floor scales



Checkweighers for heavy loads



Components and solutions for truck scales

Our services

Via our world-wide presence, we and our certified partners stand beside our customers across the globe throughout the entire life cycle of our products and solutions, from assisting them in selecting the right equipment and systems to performing upgrades and refurbishment, as well as conducting user training sessions.

Engineering Support – ensuring optimal solutions

- Advice on choosing the best products or solutions with regard to the desired performance, precision and costs
- Design-in support when integrating our products and solutions into existing designs
- Customer-specific products or solutions – adapted to individual needs

engineering support
by Minebea Intec



Commissioning – ensuring that production starts on time

- Mechanical and/or electrical installation, commissioning and instructions on set-up and use
- Calibration or conformity assessment of equipment and systems according to statutory measuring technology requirements
- Equipment qualification (IQ/OQ)



For more detailed information,
please visit our website or contact
info@minebea-intec.com

Maintenance and repair – ensuring equipment availability and performance

- Calibration or preparation for verification of equipment and systems according to measuring technology standards and statutory requirements
- Preventative maintenance safeguarding continued availability and performance
- Repair services, including emergency service contracts for a guaranteed response time
- Professional spare parts service
- Remote services



Upgrades – prolonging equipment life time and boosting performance

- Hardware and software upgrades
- Equipment refurbishment

Training – enhancing staff capabilities

- User training covering daily operation and/or minor repair and maintenance work
- Seminars providing knowledge of regulations and technologies

academy
by Minebea Intec





We make daily life safer